2025 KEY METRICS

MACV provided services to 3,281 Veterans in 2025. The eligibility criteria for an individual to qualify for MACV services is simple; we serve Veterans living in Minnesota. At MACV, a Veteran is anyone who enlisted for reservist or active duty in any of the military branches, including the National Guard.

3,281 **Veterans** served by MACV in 2025

1,022 **Prevented from becoming homeless**

736 **Placed in housing** suited to their needs

83 **Housed in MACV-owned or managed properties**

253 Served by MACV's **employment team**

1,035 Served by MACV's **Vetlaw program**

VETERAN DEMOGRAPHICS

- **72%** had a documented disability
- **52%** were 55 years of age or older
- **40%** served after 9/11
- **33%** identified as Veterans of color
- **13%** were female Veterans

54 **Average age** of Veterans served by MACV in 2025

824 **Veterans** served in 2025 had family living with them

INCOME DEMOGRAPHICS

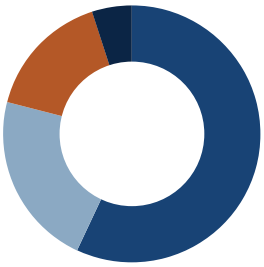

Veteran income as a percentage of Area Median Income (AMI):

- Extremely low (30% AMI or less) **57%**
- Very low (31-50% AMI) **22%**
- Low (51-80% AMI) **15%**
- Moderate (81% or more) **5%**

The household income of Veterans MACV serves demonstrates the daily financial challenges they face.

VETERANS SERVED BY BRANCH

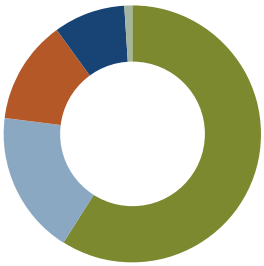

- Army **59%**
- Navy **18%**
- Marine Corps **13%**
- Air Force **9%**
- Coast Guard **>1%**
- Space Force **0%**

REGIONAL DATA

VETERANS SERVED BY REGION

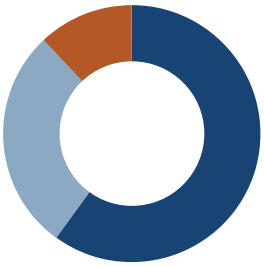

Location of **Veterans** served:

- Metro **60%**
- North **28%**
- South **12%**

UNITS BY REGION

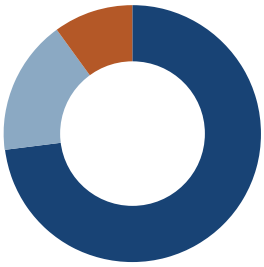

Housing **Units** for Veterans:

- Metro **151**
- North **36**
- South **19**