



Key Metrics

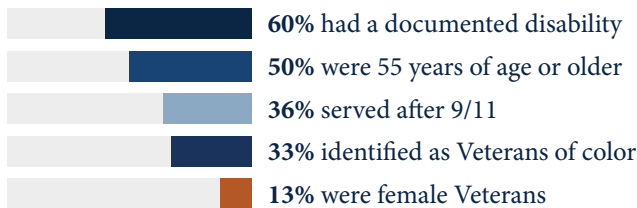


MACV provided services to 2,883 Veterans in 2024. The eligibility criteria for an individual to qualify for MACV services is simple; we serve Veterans living in Minnesota. At MACV, a Veteran is anyone who enlisted for reservist or active duty in any of the military branches, including the National Guard.

VETERAN DEMOGRAPHICS

2,883

Veterans served by MACV in 2024



52

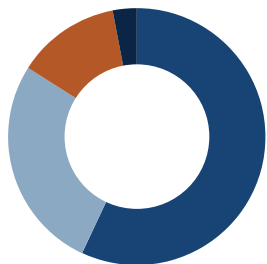
Average age of Veterans served by MACV

664

Veterans served in 2024 had family living with them

The household income of Veterans MACV serves demonstrates the daily financial challenges they face.

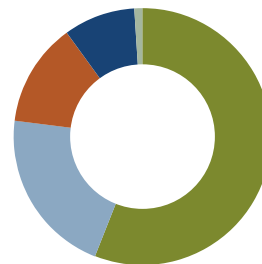
INCOME DEMOGRAPHICS



Veteran income as a percentage of Area Median Income (AMI):

- Extremely low (30% AMI or less) 57%
- Very low (31-50% AMI) 27%
- Low (51-80% AMI) 13%
- Moderate (81% or more) 3%

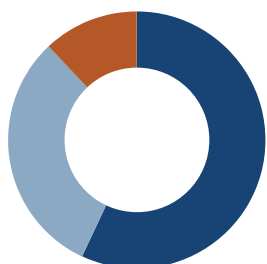
VETERANS SERVED BY BRANCH



- Army 57%
- Navy 21%
- Marine Corps 13%
- Air Force 9%
- Coast Guard >1%
- Space Force 0%

REGIONAL DATA

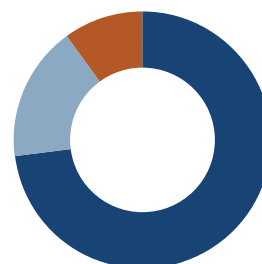
VETERANS SERVED BY REGION



Note: Vetlaw data not included for confidentiality purposes

- Metro 57%
- North 31%
- South 12%

UNITS BY REGION



Housing Units for Veterans:

- Metro 151
- North 36
- South 19